

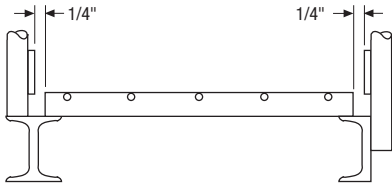


GRATING PACIFIC

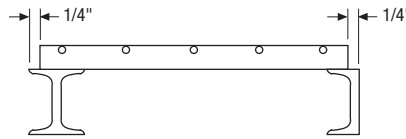
MANUFACTURING & INSTALLATION

INSTALLATION CLEARANCES

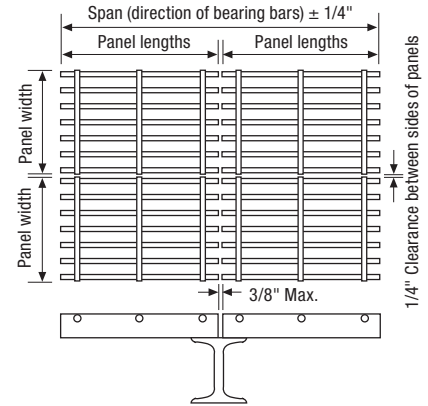
Handrail Posts & Toe Plate



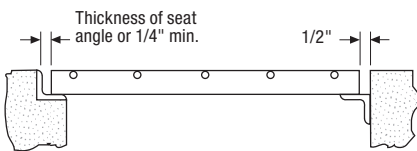
Beam & Channel



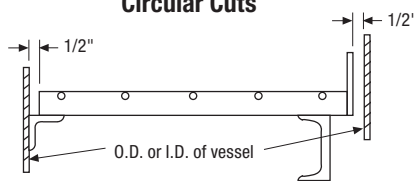
Panel Clearances



Angle Support in Concrete

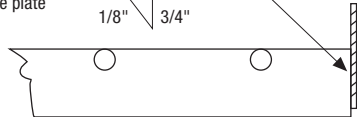


Circular Cuts

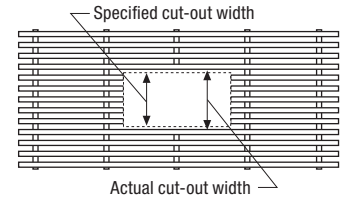


Toe Plate Weld Standards

At each bearing bar for load carrying toe plate
5" ± o.c. for trim toe plate

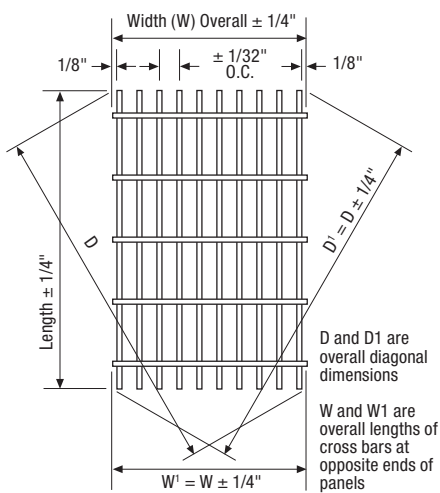


Cut-Outs Made to Closest Adjacent Bearing Bars

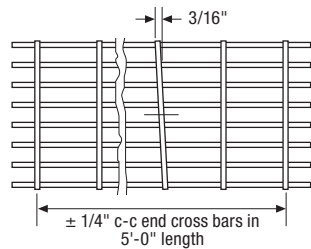


MANUFACTURING TOLERANCES

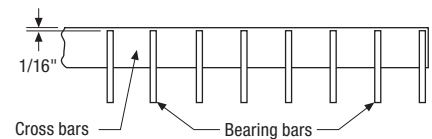
Squareness & Overall Dimensions



Cross Bar Alignment & Spacing

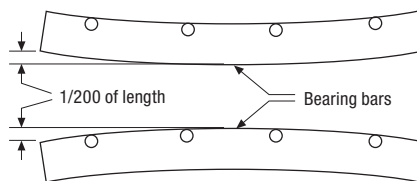


Cross Bar Location

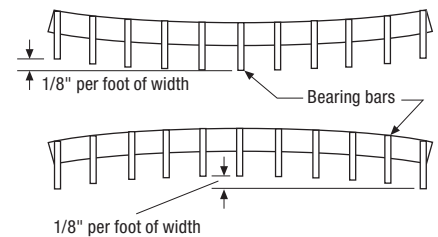


All Dimensions are Maximum Permissible

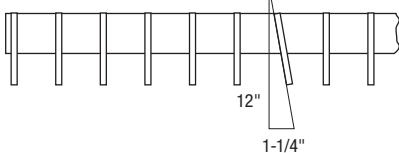
Longitudinal Bow



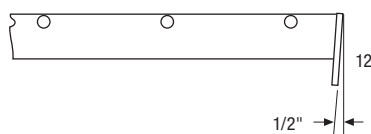
Transverse Bow



Bearing Bar Lean



Stair Tread Carrier Plate Lean



Stair Tread Tolerance

