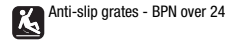
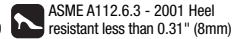
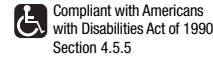
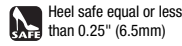
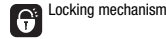




# GRATING PACIFIC


## FLOWDRAIN FG200 GRATES



### LOAD CLASS C - 56,000 LBS. - EN 1433 (968 PSI) COMMERCIAL VEHICLE

Description	Part No.	Length in.	Slot Size in.	Intake Area sq. in.	Wgt. lbs.							
<b>PERFORATED BAR STEEL</b>												
Galvanized <sup>1</sup>	93899	36"	1.0 x 3.6	264.0	28.6	Bolt	x	x	x	✓		54.3
Stainless* <sup>2</sup>	93891	36"	1.0 x 3.6	264.0	28.6	Bolt	x	x	x	✓		61.0

\*Grade 304 stainless steel



### LOAD CLASS E - 135,000 LBS. - EN 1433 (2,321 PSI) INDUSTRIAL

Description	Part No.	Length in.	Slot Size in.	Intake Area sq. in.	Wgt. lbs.							
<b>SLOTTED IRON</b>												
Iron <sup>3</sup>	93896	18"	0.61 x 7.87	58.7	25.2	Bolt	x	x	x	x		29.0


Ductile iron to ASTM A 536-84 - minimum grade 64-45-12. This grate complies with RR-F-621E '200,000lb proof load' test.



### LONGITUDINAL IRON

Iron <sup>3</sup>	93893	18"	1.75 x 0.25	35.0	28.2	Bolt	✓	✓	✓	✓		31.9
-------------------	-------	-----	-------------	------	------	------	---	---	---	---	--	------

Ductile iron to ASTM A 536-84 - minimum grade 64-45-12. This grate complies with RR-F-621E '200,000lb proof load' test.



#### Notes:

1. Supplied with 4 galvanized steel socket head bolts (1/2" - 13 x 1 1/2") - replacement part 93895.
2. Supplied with 4 stainless steel socket head bolts (1/2" - 13 x 1 1/2") - replacement part 93897.
3. Supplied with 2 stainless steel hex head bolts (1/2" - 13 x 1 1/2") - replacement part 93892.

## Bolted Grates

Bolted FG200 grates offer mechanical, secure fixing of grates into the channel frame. Two bolts per 18" grate section lock into cross bars in the steel frame. Care must be taken to ensure that all bolts are secure and are not overtightened which can damage the frame.



**1**  
Position grate onto channel, align holes in grate with matching holes in frame cross bar.

#### FIT GRATE







**2**  
Using wrench or socket set to tighten. If using a torque wrench do not set to more than 15 ft. lbs.

#### GRATE REMOVAL

**3**  
To remove grates use wrench or socket set. Carefully store bolts for refitting of grates.










# GRATING PACIFIC

-  Locking mechanism
-  Compliant with Americans with Disabilities Act of 1990 Section 4.5.5
-  ASME A112.6.3 - 2001 Heel resistant less than 0.31" (8mm)
-  Heel safe equal or less than 0.25" (6.5mm)
-  Bicycle Safe compliant to Australian Standard AS 3996 - 2006
-  Anti-slip grates - BPN over 24

## FLOWDRAIN F660 GRATES







### LOAD CLASS C - 56,000 LBS. - EN 1433 (739 PSI) COMMERCIAL VEHICLE


Description	Part No.	Length in.	Slot Size in.	Intake Area sq. in.	Wgt. lbs.							
<b>BAR STEEL</b>												
Galvanized <sup>1</sup>	97443	24"	1.0 x 3.3	267.0	35.2	Bolt	x	x	x	✓		54.3
Stainless* <sup>2</sup>	97442	24"	1.0 x 3.3	267.0	35.2	Bolt	x	x	x	✓		61.0



\*Grade 304 stainless steel

### LOAD CLASS E - 135,000 LBS. - EN 1433 (1,773 PSI) INDUSTRIAL

Description	Part No.	Length in.	Slot Size in.	Intake Area sq. in.	Wgt. lbs.							
<b>SLOTTED IRON</b>												
Iron <sup>3</sup>	97449	24"	1.2 x 6.1 avg.	130.0	75.0	Bolt	x	x	x	✓		31.0









Ductile iron to ASTM A 536-84 - minimum grade 64-45-12

**Notes:**

1. Supplied with 2 galvanized steel socket head bolts (1/2" - 13 x 1 1/2") - replacement part 93895.
2. Supplied with 2 stainless steel socket head bolts (1/2" - 13 x 1 1/2") - replacement part 93897.
3. Supplied with 2 stainless steel hex head bolts (1/2" - 13 x 1 1/2") - replacement part 93892.










# GRATING PACIFIC

-  Locking mechanism
-  Compliant with Americans with Disabilities Act of 1990 Section 4.5.5
-  ASME A112.6.3 - 2001 Heel resistant less than 0.31" (8mm)
-  Heel safe equal or less than 0.25" (6.5mm)
-  Bicycle Safe compliant to Australian Standard AS 3996 - 2006
-  Anti-slip grates - BPN over 24

## FLOWDRAIN F880 GRATES







### LOAD CLASS C - 56,000 LBS. - EN 1433 (739 PSI) COMMERCIAL VEHICLE


Description	Part No.	Length in.	Slot Size in.	Intake Area sq. in.	Wgt. lbs.							
<b>BAR STEEL</b>												
Galvanized <sup>1</sup>	97452	24"	1.0 x 3.3	456.0	63.8	Bolt	x	x	x	✓		54.3
Stainless* <sup>2</sup>	97455	24"	1.0 x 3.3	456.0	63.8	Bolt	x	x	x	✓		61.0



\*Grade 304 stainless steel

### LOAD CLASS E - 135,000 LBS. - EN 1433 (1,773 PSI) INDUSTRIAL

Description	Part No.	Length in. (m)	Slot Size in.	Intake Area sq. in.	Wgt. lbs.							
<b>SLOTTED IRON</b>												
Iron <sup>3</sup>	97453	24"	1.2 x 5.5	226.0	206.0	Bolt	x	x	x	✓		23.8



Ductile iron to ASTM A 536-84 - minimum grade 64-45-12

**Notes:**

1. Supplied with 2 galvanized steel socket head bolts (1/2" - 13 x 1 1/2") - replacement part 93895.
2. Supplied with 2 stainless steel socket head bolts (1/2" - 13 x 1 1/2") - replacement part 93897.
3. Supplied with 2 stainless steel hex head bolts (1/2" - 13 x 1 1/2") - replacement part 93892.