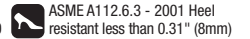
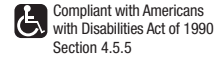
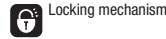




# GRATING PACIFIC



## KLASSIKDRAIN K200/KS200 QUICKLOK™ GRATES

### LOAD CLASS C - 56,000 LBS. - EN 1433 (967 PSI) COMMERCIAL VEHICLE

| Description            | Part No. | Length in. | Slot Size in. | Intake Area sq. in. | Wgt. lbs. |    |   |   |   |   |  |      |
|------------------------|----------|------------|---------------|---------------------|-----------|----|---|---|---|---|--|------|
| <b>MESH STEEL</b>      |          |            |               |                     |           |    |   |   |   |   |  |      |
| Type 605Q - galvanized | 10352    | 39.37"     | 0.66 x 1.22   | 256                 | 31.7      | QL | x | x | x | ✓ |  | 52.1 |
| Type 606Q - galvanized | 10353    | 19.69"     | 0.66 x 1.22   | 128                 | 16.1      | QL | x | x | x | ✓ |  | 52.1 |
| Type 630Q - stainless* | 16032    | 39.37"     | 0.66 x 1.22   | 256                 | 31.7      | QL | x | x | x | ✓ |  | 41.3 |
| Type 631Q - stainless* | 16033    | 19.69"     | 0.66 x 1.22   | 128                 | 16.1      | QL | x | x | x | ✓ |  | 41.3 |

\*Grade 304 stainless steel

### DECORATIVE IRON

|                  |       |        |                 |      |      |    |   |   |   |   |  |      |
|------------------|-------|--------|-----------------|------|------|----|---|---|---|---|--|------|
| Type 681Q - iron | 93956 | 19.69" | 0.29 x 0.43 avg | 29.1 | 27.0 | QL | ✓ | x | x | ✓ |  | 38.8 |
|------------------|-------|--------|-----------------|------|------|----|---|---|---|---|--|------|

Ductile iron to ASTM A 536-84 - minimum grade 64-45-12

### MOSAIC IRON

|                  |       |        |                 |      |      |    |   |   |   |   |  |      |
|------------------|-------|--------|-----------------|------|------|----|---|---|---|---|--|------|
| Type 679Q - iron | 93957 | 19.69" | 0.30 x 0.98 avg | 38.3 | 34.0 | QL | ✓ | x | x | ✓ |  | 24.6 |
|------------------|-------|--------|-----------------|------|------|----|---|---|---|---|--|------|

Ductile iron to ASTM A 536-84 - minimum grade 64-45-12

### LOAD CLASS E - 135,000 LBS. - EN 1433 (2,321 PSI) INDUSTRIAL

#### LONGITUDINAL IRON

|                  |        |        |             |      |      |    |   |   |   |   |  |      |
|------------------|--------|--------|-------------|------|------|----|---|---|---|---|--|------|
| Type 678Q - iron | 138129 | 19.69" | 1.41 x 0.31 | 51.6 | 26.0 | QL | ✓ | ✓ | ✓ | ✓ |  | 25.8 |
|------------------|--------|--------|-------------|------|------|----|---|---|---|---|--|------|

Ductile iron to ASTM A 536-84 - minimum grade 64-45-12

#### SLOTTED IRON

|                  |       |        |             |      |      |    |   |   |   |   |  |      |
|------------------|-------|--------|-------------|------|------|----|---|---|---|---|--|------|
| Type 661Q - iron | 10351 | 19.69" | 0.39 x 3.75 | 81.9 | 37.0 | QL | x | x | x | x |  | 59.9 |
|------------------|-------|--------|-------------|------|------|----|---|---|---|---|--|------|

Ductile iron to ASTM A 536-84 - minimum grade 64-45-12

### QuickLok™ - Boltless Locking System

**1**

**2**

**3**

**4**

**5**

**6**

Locate locking bar in recesses, rotate and use hammer to tap securely into place. Serrated ends grip in recess.

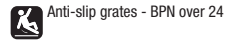
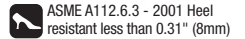
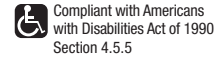
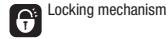
K200 channels use plastic safety clip to hold in place.

To install grate, align QuickLok™ stud directly over locking bar.

Push down or stand on grate until it clicks into position.

To remove first grate, insert grate removal tool into slots at end of grate, pull up sharply. Remaining grates can be removed by hand.

To remove bar, insert screwdriver into hole at end of bar and lever back serrated end; rotate bar free.



## KLASSIKDRAIN K200/KS200 DRAINLOK™ GRATES

### LOAD CLASS B - 28,000 LBS. - EN 1433 (483 PSI) LIGHT DUTY

| Description                   | Part No. | Length in. | Slot Size in. | Intake Area sq. in. | Wgt. lbs. |    |   |   |   |   |      |  |
|-------------------------------|----------|------------|---------------|---------------------|-----------|----|---|---|---|---|------|--|
| <b>LONGITUDINAL STAINLESS</b> |          |            |               |                     |           |    |   |   |   |   |      |  |
| Type 647D - stainless         | 142219   | 39.37"     | 1.61 x 0.24   | 178.2               | 17.7      | DL | ✓ | ✓ | ✓ | ✓ | 51.3 |  |
| Type 648D - stainless         | 142220   | 19.69"     | 1.61 x 0.24   | 89.1                | 9.0       | DL | ✓ | ✓ | ✓ | ✓ | 51.3 |  |

\*Grade 304 stainless steel

### LOAD CLASS C - 56,000 LBS. - EN 1433 (967 PSI) COMMERCIAL VEHICLE

| <b>PERFORATED SLOTTED STEEL</b> |        |        |           |      |      |    |   |   |   |   |      |  |
|---------------------------------|--------|--------|-----------|------|------|----|---|---|---|---|------|--|
| Type 611D - galvanized          | 138080 | 39.37" | 0.25 dia. | 44.6 | 21.0 | DL | ✓ | ✓ | ✓ | ✓ | 22.6 |  |
| Type 613D - galvanized          | 138081 | 19.69" | 0.25 dia. | 22.3 | 10.5 | DL | ✓ | ✓ | ✓ | ✓ | 22.6 |  |
| Type 665D - stainless*          | 138082 | 39.37" | 0.25 dia. | 44.6 | 21.0 | DL | ✓ | ✓ | ✓ | ✓ | 29.6 |  |
| Type 666D - stainless*          | 138083 | 19.69" | 0.25 dia. | 22.3 | 10.5 | DL | ✓ | ✓ | ✓ | ✓ | 29.6 |  |

\*Grade 304 stainless steel

| <b>SLOTTED IRON</b> |        |        |            |      |      |    |   |   |   |   |      |  |
|---------------------|--------|--------|------------|------|------|----|---|---|---|---|------|--|
| Type 660D - iron    | 142177 | 19.69" | 0.47 x 2.6 | 56.4 | 18.0 | DL | ✗ | ✗ | ✗ | ✓ | 21.4 |  |

Ductile iron to ASTM A 536-84 - minimum grade 64-45-12


| <b>LONGITUDINAL IRON</b> |        |        |             |      |      |    |   |   |   |   |      |  |
|--------------------------|--------|--------|-------------|------|------|----|---|---|---|---|------|--|
| Type 676D - iron         | 142173 | 19.69" | 2.07 x 0.24 | 35.8 | 18.0 | DL | ✓ | ✓ | ✓ | ✓ | 25.8 |  |

Ductile iron to ASTM A 536-84 - minimum grade 64-45-12

| <b>WAVE IRON</b> |       |        |                |      |      |    |   |   |   |   |      |  |
|------------------|-------|--------|----------------|------|------|----|---|---|---|---|------|--|
| Type 680D - iron | 99579 | 19.69" | 0.27 x 0.9 avg | 58.1 | 28.0 | DL | ✓ | ✓ | ✗ | ✓ | 26.6 |  |

Ductile iron to ASTM A 536-84 - minimum grade 64-45-12

### DrainLok™ - Boltless & Barless Locking System



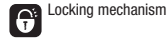
**FIT GRATE**

**GRATE REMOVAL**

Position grate onto channel and align anti-shunt detail with recess in rail.

Push down or stand on grate until it clicks into position.

To remove first grate, insert grate removal tool into slots at end of grate, pull up sharply. Remaining grates can be removed by hand.



Locking mechanism



Compliant with Americans with Disabilities Act of 1990 Section 4.5.5



ASME A112.6.3 - 2001 Heel resistant less than 0.31" (8mm)



Heel safe equal or less than 0.25" (6.5mm)



Bicycle Safe compliant to Australian Standard AS 3996 - 2006



Anti-slip grates - BPN over 24

## KLASSIKDRAIN K200/KS200 BRICKSLOT GRATES

### LOAD CLASS C - 56,000 LBS. - EN 1433 (967 PSI) COMMERCIAL VEHICLE

| Description                                | Part No. | Length in. | Slot Size in. | Intake Area sq. in. | Wgt. lbs. |     |   |   |   |   |     |  |
|--|----------|------------|---------------|---------------------|-----------|-----|---|---|---|---|-----|--|
| <b>STEEL BRICKSLOT 200</b>                 |          |            |               |                     |           |     |   |   |   |   |     |  |
| Type 641 - galvanized                      | 138060   | 39.37"     | 39.4 x 0.47   | 37.2                | 36.3      | N/A | ✓ | ✗ | ✗ | ✓ | N/A |  |
| Type 642 - galvanized                      | 138061   | 19.69"     | 39.4 x 0.47   | 37.2                | 18.7      | N/A | ✓ | ✗ | ✗ | ✓ | N/A |  |
| Type 643 - stainless*                      | 138065   | 39.37"     | 39.4 x 0.47   | 37.2                | 36.3      | N/A | ✓ | ✗ | ✗ | ✓ | N/A |  |
| Type 644 - stainless*                      | 138066   | 19.69"     | 39.4 x 0.47   | 37.2                | 18.7      | N/A | ✓ | ✗ | ✗ | ✓ | N/A |  |
| <b>STEEL HEEL RESISTANT BRICKSLOT 200*</b> |          |            |               |                     |           |     |   |   |   |   |     |  |
| Type 670 - galvanized                      | 138070   | 39.37"     | 39.4 x 0.3    | 24.8                | 28.2      | N/A | ✓ | ✓ | ✗ | ✓ | N/A |  |
| Type 672 - galvanized                      | 138071   | 19.69"     | 39.4 x 0.3    | 24.8                | 14.5      | N/A | ✓ | ✓ | ✗ | ✓ | N/A |  |
| Type 673 - stainless*                      | 138075   | 39.37"     | 39.4 x 0.3    | 24.8                | 28.2      | N/A | ✓ | ✓ | ✗ | ✓ | N/A |  |
| Type 674 - stainless*                      | 138076   | 19.69"     | 39.4 x 0.3    | 24.8                | 14.5      | N/A | ✓ | ✓ | ✗ | ✓ | N/A |  |

\*Grade 304 stainless steel.