



GRATING PACIFIC

PERFORATED METALS SIZES & OPTIONS

Round Holes Staggered Pattern

Hole	Centers	Gauge/Plate Thick	Open Area
Carbon Steel			
.020" RD	.045" Stag	26	18%
1/32" RD	1/16" Stag	22	23%
3/64" RD	5/64" Stag	24	33%
3/64" RD	3/32" Stag	22 thru 18	23%
1/16" RD	3/32" Stag	22 thru 16	40%
1/16" RD	7/64" Stag	20 thru 16	30%
1/16" RD	1/8" Stag	26 thru 16	23%
5/64" RD	1/8" Stag	22 thru 14	35%
3/32" RD	5/32" Stag	24 thru 14	33%
3/32" RD	3/16" Stag	24	23%
.117 RD	5/32" Stag	18	51%
1/8" RD	3/16" Stag	24 thru 11	40%
1/8" RD	7/32" Stag	14 thru 12	30%
1/8" RD	1/4" Stag	14, 13	23%
9/64" RD	3/16" Stag	18	51%
5/32" RD	3/16" Stag	22 thru 16	63%
5/32" RD	1/4" Stag	20 thru 10	35%
3/16" RD	7/32" Stag	22 thru 16	67%
3/16" RD	1/4" Stag	24 thru 12	51%
3/16" RD	5/16" Stag	10, 3/16"	33%
3/16" RD	3/8" Stag	14 thru 10	23%
1/4" RD	5/16" Stag	20 thru 16	58%
1/4" RD	3/8" Stag	26 thru 1/4"	40%
17/64" RD	5/16" Stag	20	66%
5/16" RD	7/16" Stag	20 thru 1/4"	46%
3/8" RD	9/16" Stag	20 thru 1/4"	40%
1/2" RD	11/16" Stag	20 thru 1/4"	48%
1/2" RD	3/4" Stag	16	40%
5/8" RD	7/8" Stag	10 thru 1/4"	46%
3/4" RD	1" Stag	16 thru 1/4"	51%
1" RD	1-1/4" Stag	16 thru 1/4"	58%
1-1/4" RD	1-5/8" Stag	1/4"	54%
1-1/2" RD	2" Stag	1/4"	51%
2" RD	2-1/2" Stag	1/4"	58%
2-1/2" RD	3" Stag	3/16"	63%
3" RD	3-1/2" Stag	3/16"	67%
4" RD	4-1/2" Stag	10	72%
G-90 Pre-Galvanized Steel			
5/64" RD	1/8" Stag	18	35%
3/32" RD	5/32" Stag	22 thru 18	33%
3/32" RD	3/16" Stag	20	23%
7/64" RD	3/16" Stag	16	31%
1/8" RD	3/16" Stag	20 thru 16	40%
3/16" RD	7/32" Stag	18	67%
3/16" RD	1/4" Stag	20 thru 16	51%
3/16" RD	3/8" Stag	20	23%
1/4" RD	5/16" Stag	20	58%
5/16" RD	7/16" Stag	16	46%
3/8" RD	1/2" Stag	16	51%

Round Holes Staggered Pattern

Hole	Centers	Gauge/Plate Thick	Open Area
Stainless Steel - Type 304			
.020" RD	.045" Stag	30	18%
1/32" RD	1/16" Stag	26	23%
3/64" RD	3/32" Stag	24	23%
.050" RD	5/64" Stag	26, 24	37%
1/16" RD	3/32" Stag	22, 20	40%
1/16" RD	7/64" Stag	26, 22	30%
1/16" RD	1/8" Stag	26 thru 18	23%
5/64" RD	1/8" Stag	22, 20	35%
3/32" RD	5/32" Stag	22 thru 14	33%
.117 RD	5/32" Stag	22	51%
1/8" RD	3/16" Stag	26 thru 11	40%
1/8" RD	7/32" Stag	14, 11	30%
9/64" RD	3/16" Stag	18	51%
5/32" RD	3/16" Stag	20 thru 16	63%
3/16" RD	1/4" Stag	24 thru 14	51%
3/16" RD	5/16" Stag	11	33%
1/4" RD	5/16" Stag	22 thru 16	58%
1/4" RD	3/8" Stag	20 thru 3/16"	40%
5/16" RD	7/16" Stag	16	46%
3/8" RD	9/16" Stag	16, 11	40%
1/2" RD	11/16" Stag	20 thru 3/16"	48%
3/4" RD	1" Stag	16, 11	51%
Stainless Steel - Type 316			
3/32" RD	5/32" Stag	14	33%
1/8" RD	3/16" Stag	16	40%
5/32" RD	3/16" Stag	16	63%
3/16" RD	1/4" Stag	22 thru 16	51%
Aluminum - Alloy 3003-H14			
3/64" RD	5/64" Stag	20	33%
.050" RD	5/64" Stag	20, 18	37%
1/16" RD	1/8" Stag	22 thru 14	23%
5/64" RD	1/8" Stag	16, 14	35%
3/32" RD	5/32" Stag	22 thru 14	33%
1/8" RD	3/16" Stag	24 thru .125	40%
1/8" RD	21/64" Stag	.090	13%
5/32" RD	3/16" Stag	20 thru 14	63%
3/16" RD	7/32" Stag	16	67%
3/16" RD	1/4" Stag	20 thru .125	51%
3/16" RD	3/8" Stag	18, 14	23%
1/4" RD	5/16" Stag	16, 20	58%
1/4" RD	3/8" Stag	20 thru .125	40%
1/4" RD	1/2" Stag	16	23%
3/8" RD	9/16" Stag	14	40%
1/2" RD	11/16" Stag	14, .125	48%
3/4" RD	1" Stag	16, 11	51%

Round Holes Staggered Pattern

Hole	Centers	Gauge/Plate Thick	Open Area
Aluminum - Alloy 5052-H32			
1/16" RD	1/8" Stag	20, 16	23%
1/16" RD	7/64" Stag	16	30%
3/32" RD	3/16" Stag	.080	23%
1/8" RD	3/16" Stag	16	40%
1/8" RD	21/64" Stag	14	13%
3/16" RD	1/4" Stag	14	51%
Aluminum - Alloy 6061-T6			
1/8" RD	3/16" Stag	20 thru 14	40%
1/4" RD	3/8" Stag	14	40%
Aluminum - Alloy 7075-0			
3/32" RD	1/4" Stag	16 thru .125	13%
5/32" RD	3/8" Stag	.090	16%
Brass			
.020" RD	.045" Stag	26	18%
.033" RD	.079" Stag	26	16%
3/32" RD	5/32" Stag	22, 20	33%

Hex Holes Staggered Pattern

Hole	Centers	Gauge/Plate Thick	Open Area
Carbon Steel			
1/4" HEX	9/32" Stag	22	79%
G-90 Pre-Galvanized Steel			
1/4" HEX	9/32" Stag	22	79%
Aluminum - Alloy 3003-H14			
1/4" HEX	9/32" Stag	20	79%


Ornamental Patterns


Designation	Pattern	Gauge	Open Area
Carbon Steel			
Cloverleaf	Staggered	22	50%
Grecian	Straight Line	22	35%
Marietta	Straight Line	22	45%
Moire	Staggered	22	41%
Octagon	Straight Line	22	35%
Aluminum - Alloy 3003-H14			
Grecian	Straight Line	20	35%
Windsor	Straight Line	20	45%




GRATING PACIFIC

PERFORATED METALS SIZES & OPTIONS

Oblong Holes Staggered Pattern 			
Designation	Pattern	Gauge/Plate Thick	Open Area
Carbon Steel			
1/8" x 3/4" OBL	7/8" Stag	22	41%
1/2" x 1" OBL	11/16" Stag	3/8"	65%

Round Holes Straight Line Pattern 			
Hole	Centers	Gauge/Plate Thick	Open Area
Carbon Steel			
.027" RD	.050" Strght	26	23%
.050" RD	.066" Strght	24	45%
1/4" RD	3/8" Strght	16	35%
1/4" RD	1/2" Strght	18, 16	20%
1/4" RD	1" Strght	3/16"	5%
G-90 Pre-Galvanized Steel			
.037" RD	.055" Strght	26	36%
Stainless Steel - Type 304			
.033" RD	.055" Strght	26	28%
.045" RD	.066" Strght	24	37%
.050" RD	.066" Strght	26	45%
1/16" RD	7/16" Strght	26	2%
3/16" RD	3/8" Strght	18	20%
Aluminum - Alloy 3003-H14			
.033" RD	.055" Strght	20	28%
.040" RD	.066" Strght	20	29%
.050" RD	.066" Strght	20, 18	45%
1/2" RD	5/8" Strght	14	50%
Brass			
.045" RD	.066" Strght	24	37%
.050" RD	.083" Strght	24	29%

Square Holes Straight Line Pattern 			
Hole	Centers	Gauge/Plate Thick	Open Area
Carbon Steel			
.200 SQR	1/4" Strght	22, 20	64%
1/4" SQR	5/16" Strght	20	64%
3/8" SQR	1/2" Strght	22, 16	56%
1/2" SQR	5/8" Strght	16	64%
1/2" SQR	11/16" Strght	18	53%
3/4" SQR	1" Strght	16	56%
Stainless Steel - Type 304			
.200 SQR	1/4" Strght	22	64%
Aluminum - Alloy 3003-H4			
.200 SQR	1/4" Strght	20	64%